

Using Technology in an EAL Classroom

SAMR Model: A Practical Guide for Tech Integration

1



Jump on nearpod.com Nearpod



Enter CODE >

Schedule Demo

Log In



Hello!

Nathan Chong (Brunswick ELC)

and Clare Blackman (Blackburn
ELS)

Reminder:

- Login to nearpod.com
- There are iPads here at the front
- Don't be shy to ask for assistance

“
“ I hear and I forget.
I see and I
remember. I do and
I understand”


- *Confucius*



AIMS & OBJECTIVES:

- ✓ Demonstrate a variety of technology tools for learning and teaching
- ✓ The *SAMR model* - A practical guide for technology integration in the classroom
- ✓ How the *SAMR model* could help EAL teachers integrate technology into their classroom

Quiz



How to Edit

Click [Edit This Slide](#) in the plugin to make changes.


Don't have the Nearpod add-on? Open the "Add-ons" menu in Google Slides to install.



2

Let's Kahoot!

kahoot.com



The SAMR

- *Great teaching has not changed, but the tools have*



Model



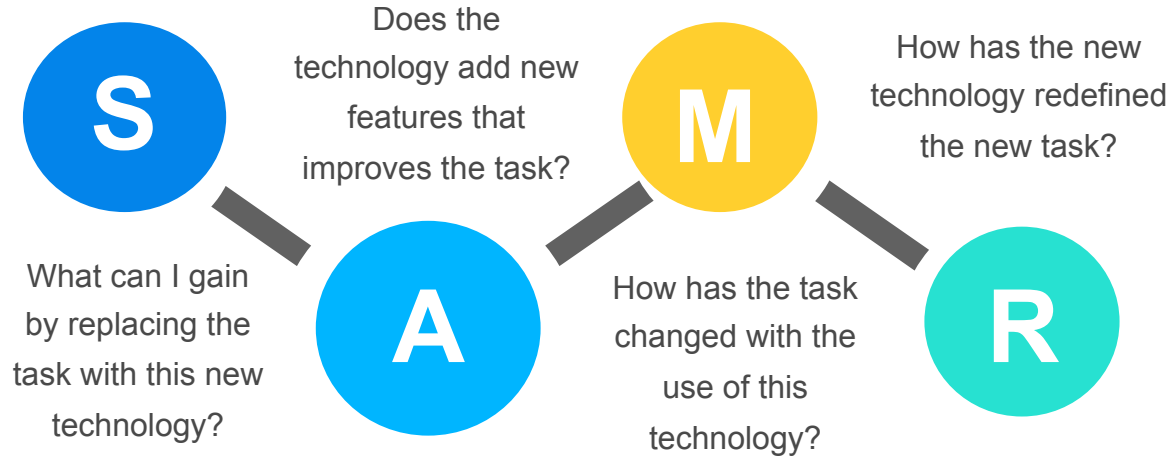
3



Quizlet Live!

quizlet.com/live

Guiding Questions



4

Classkick

classkick.com

Please enter pin: **XUL AWT**



LOG IN

STUDENT

USING SAMR MODEL AS A LENS

Tech Tools	Substitution	Augmentation	Modification	Redefinition
Kahoot	<i>The teacher uses Kahoot to replace class quizzes</i>	<i>Video and images are embedded in quizzes to reach different learning styles</i>	<i>Students can engage in discussions after videos or individual questions as a formative assessment</i>	<i>Students can create their own Kahoot quizzes to drive their own learning</i>
Quizlet	<i>Students view flashcards through Quizlet</i>	<i>Images, GIF or audio clips are linked to each flashcard</i>	<i>Students begin to create their own flashcards</i>	<i>Students work in groups on Quizlet Classes or find a study set relating to their class topic</i>
Classkick	<i>Students use Classkick to complete assignments</i>	<i>Teachers can provide real-time feedback to their students</i>	<i>Students can include images, video or audio recording to their response to an assignment question</i>	<i>Students can anonymously request help from peers in real-time</i>
Nearpod	<i>Teachers import presentation slides into Nearpod</i>	<i>Adding interactive pieces to your presentation, like polls and open-ended questions, to engage students during the lesson</i>	<i>Embedding additional resources like videos, VR field trips, website links and Collaborate boards to present content and assess students in new ways</i>	<i>Deliver these lessons to small groups as "Student Paced".</i>

Choose a technology tool you use and consider how it could fit on the SAMR model below:

Tech Tools	Substitution	Augmentation	Modification	Redefinition

SAMR "SWIMMING POOL"

Enhancement Shallow End

Transformative Deep End

SUBSTITUTION
AUGMENTATION

MODIFICATION
REDEFINITION

Teaching and learning with technology always happens in this pool. You have to be comfortable wading in the shallow end before you pass the safety rope and venture into the deep.

Created by Garmon

The SAMR model informs lesson design and to guide teachers



Thanks!

Please remember to return the iPads :)

You can contact me at: chong.nathan.n@edumail.vic.gov.au